

The BIO EASY FLOW home sewage treatment plant is a hybrid biological treatment plant in which the treatment processes are cyclical. Thanks to the durable construction of the tank and a properly designed oxygen treatment system, it works perfectly even in difficult water and ground conditions.

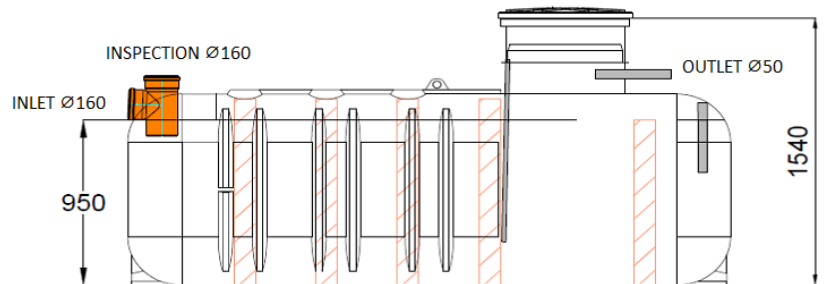
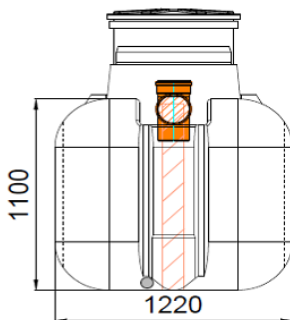
In BIO EASY FLOW sewage treatment plants, a pump is used at the outlet, which allows sewage to be discharged or managed regardless of the groundwater level and type of soil

BIO EASY FLOW 4 is a model with a reduced inlet height (for use, e.g. with high groundwater levels).

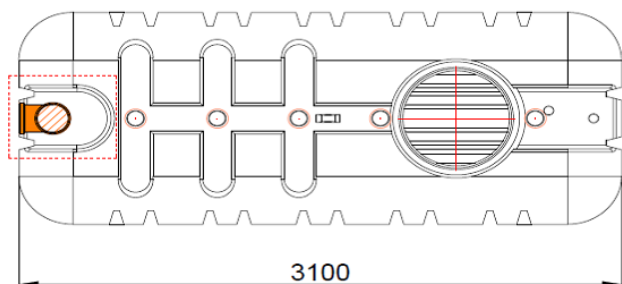
Biological treatment plant **BIO EASY FLOW 7**



Basic parameter



Manhole diameter: **600mm**,
Treated wastewater pump:
Pedrollo Top2 Vortex



| Model | PE number | Capacity [m ³] | Nominal flow [m ³ /day] |
|-----------------|-----------|-------------------------------|---------------------------------------|
| BIO EASY FLOW 7 | 2-7 | 3,5 | 1,05 |